



How to use Slido?

Slido is an audience participation tool, easy to use.

Before starting with this interactive tool, please read the following tips:

1/ What device should I use?

- Either your **laptop**




- Or your **phone**



2/ How do I connect?

Connect to the Wifi and:

-  Open your browser and go to [Slido.com](https://www.slido.com) and type event code

OR


-  Simply download **the App** and enter event code

3/ How do I ask my question to the speaker?


Select the dedicated session and the 'questions' tab, then simply type your question in the input field.



Please use **@Name of the speaker** when you want to ask a specific question to the speaker.

If there are remaining questions, the speaker will be able to answer them afterwards ( **Reply**).




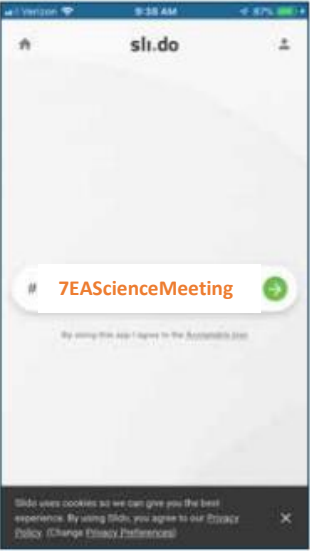
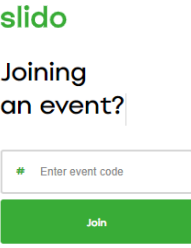
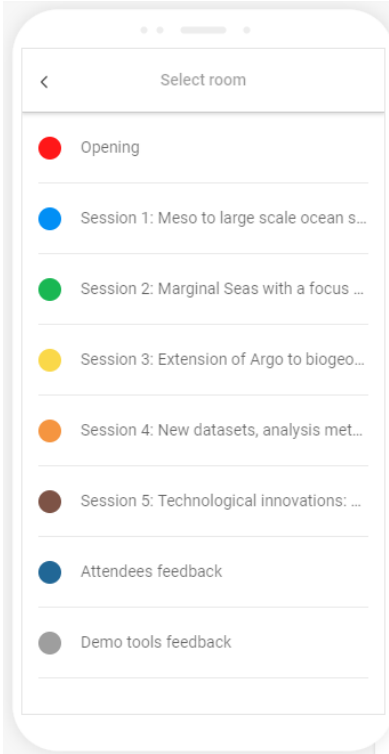
Slido allows you to upvote the questions of other participants (using ). Questions with the highest number of votes will stand a better chance to get answered by speakers.

4/ How do I participate to a poll?

Select the dedicated session and the 'polls' tab, and simply complete the poll.

5/ Is Slido GDPR compliant?

You can either indicate your name (creation of your profile - optional) or stay anonymous when you ask a question or participate to a poll.

<p>STEP 1: CONNECT TO THE EVENT (PHONE OR LAPTOP)</p>	<p>STEP 2: ENTER CODE #7EAScienceMeeting</p>	<p>STEP 3: SELECT ROOM</p>
<p>PHONE:</p>  <p>LAPTOP:</p> <p>https://www.slido/</p>	<p>PHONE VIEW:</p>  <p>LAPTOP VIEW:</p> 	
<p>OPTIONAL: EDIT YOUR PROFILE</p>	<p>STEP 4: ASK YOUR QUESTION IN THE SESSION</p>	<p>STEP 4: COMPLETE POLLS IN THE SESSION (IF ANY)</p>
